

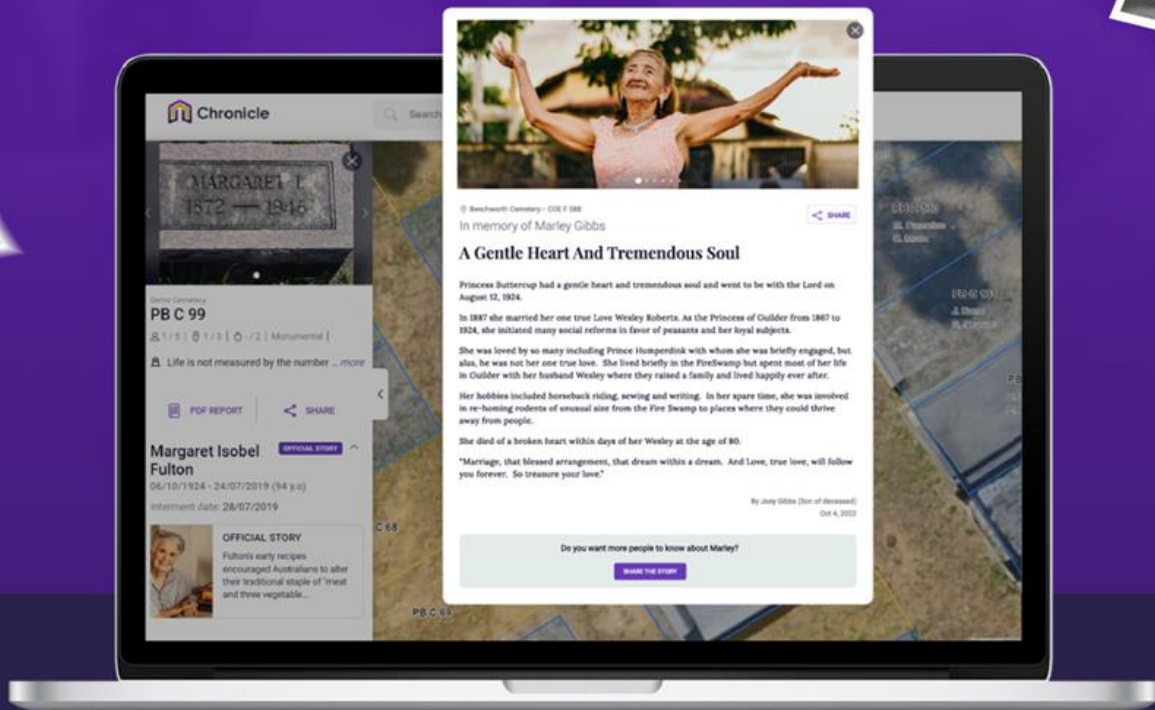


WARRNAMBOOL  
CEMETERY TRUSTEES



# LIFE CHRONICLE

*Create Heartfelt Online Memorial  
for Your Loved Ones*



Chronicle

**Warrnambool  
Cemetery**

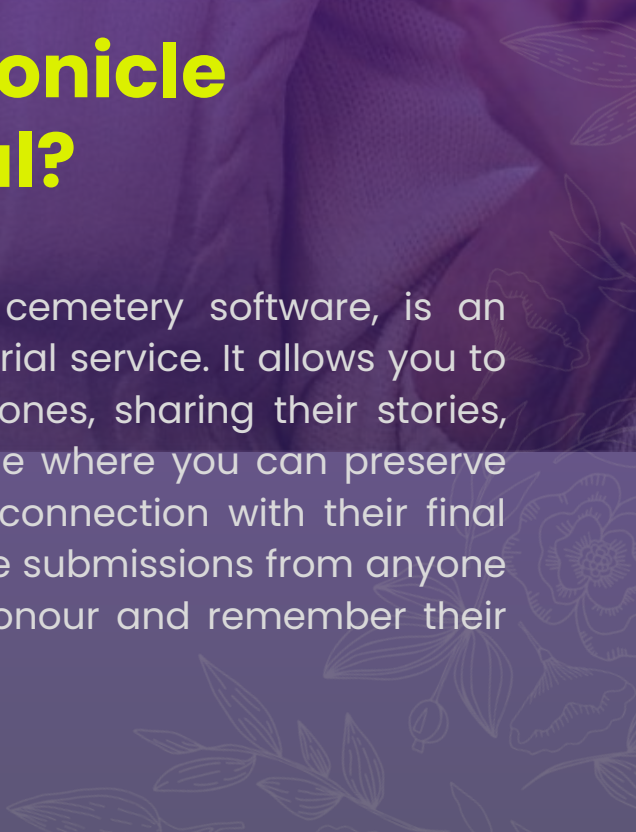
**Tooram Memorial  
Park**

**DRAFT**


*The Warrnambool Cemetery Trust is delighted to introduce our online deceased records and maps, offering the ability to do online searches for deceased loved ones, genealogy searches, GPS-guided walk-to-grave, and create online memorials to honour and remember them in a meaningful and accessible manner.*

## **What is Life Chronicle Online Memorial?**

Life Chronicle, powered by Chronicle cemetery software, is an inclusive and easy-to-use online memorial service. It allows you to create a digital tribute for your loved ones, sharing their stories, memories, and experiences. It is a place where you can preserve their legacy and create a meaningful connection with their final resting place. We welcome Life Chronicle submissions from anyone related to the interred who wants to honour and remember their loved ones.



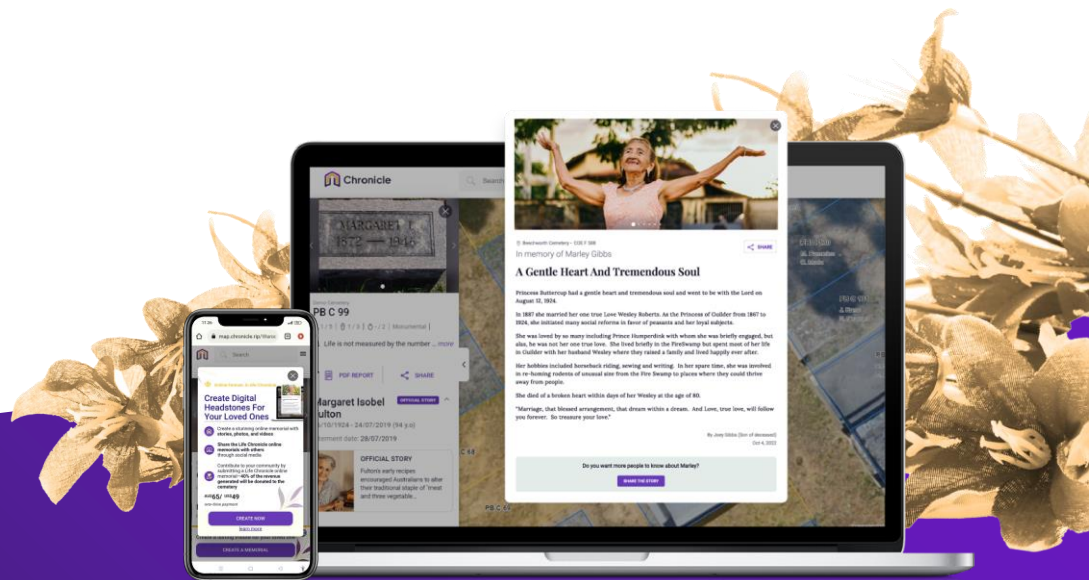
# Memorialisation Only?



There are many instances where there are no bodily remains such as when ashes may have been scattered or individuals have died at war.

Warrnambool Cemetery and Tooram Memorial Park can provide a range of sites where memorial plaques can be applied and biographical data can be entered into the database.

This enables Life Chronicles of those individuals to be recorded and made available via the internet, accessible worldwide.



## Organising a Memorial Plaque.

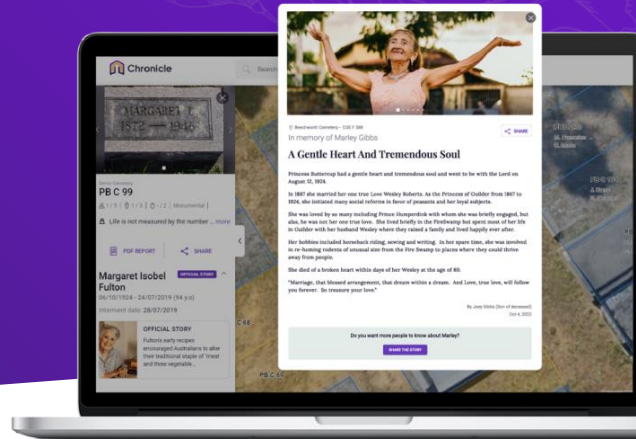
To identify where you can have a memorial plaque sited please contact our office:

By phone: +61 3 5562 5773

By email: [warrnamboolcemetery@outlook.com](mailto:warrnamboolcemetery@outlook.com)

# How to Submit an Online Memorial

Submitting an online memorial is easy. Just follow these steps:




1

Open the Warrnambool Cemetery website:

<https://warrnamboolcemetery.com.au/>

2

Find and select the individual you want to create the online memorial for.

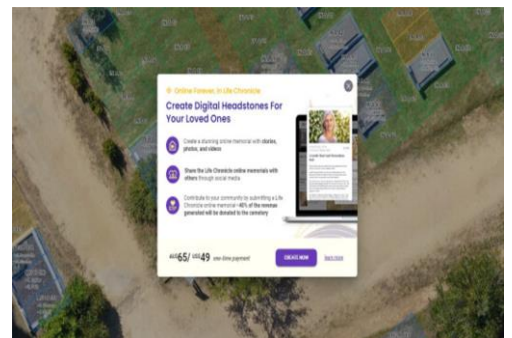


3

Click the "Create A Memorial" button under the interment detail. Then, a popup window will appear.

4

Click the "Create A Memorial" button under the interment detail. Then, a popup window will appear.

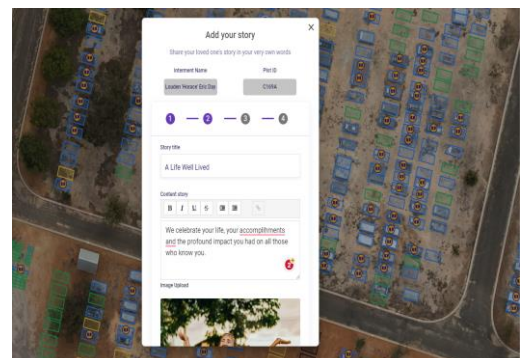


5

Fill in your contact details and click the "Next" button to proceed.

6

Type the life story that you want for the interment that you select. You can input links, bold, italic and underline the text if you want. You can also add a maximum of six images for an interment story.



7

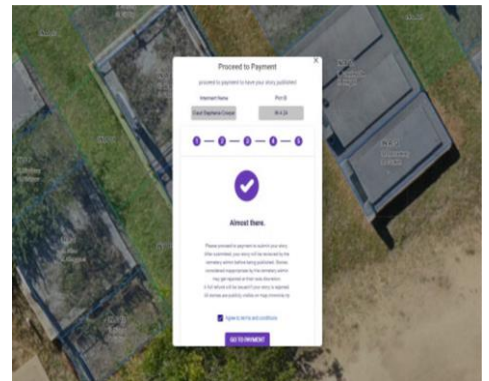
Review your story once again, and make sure you have no typos.

# Payment Instructions

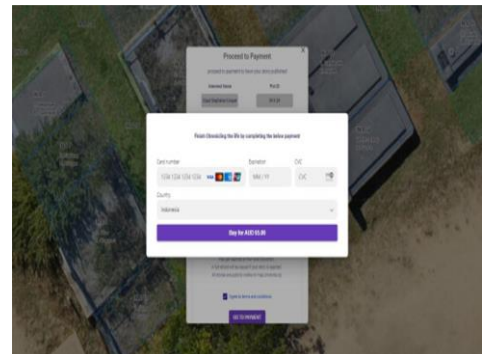
To complete the submission process, follow these instructions for payment:



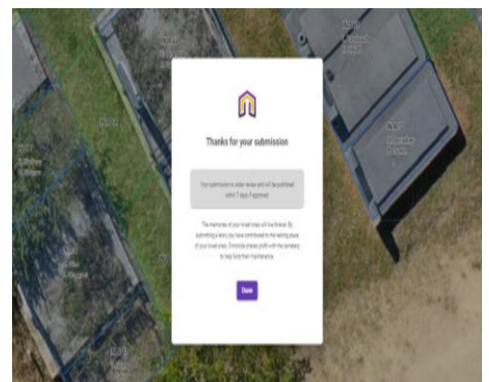
**1** Check the "Agree to terms and conditions" box to proceed to the payment page. By doing this, you confirm that you understand and accept the guidelines and expectations of Life Chronicle.



**2** Enter your payment information, including your card details, on the secure payment page.



**3** After successful payment, you will receive a notification and an email confirmation that includes a payment invoice for your Life Chronicle submission.



# Frequently Asked Questions (FAQs)

Here are some frequently asked questions about Life Chronicle

## **How can I view the online memorial once it is approved?**

Once your Life Chronicle is approved, you can easily view it by visiting the Life Chronicle platform or the designated website. Simply click on the interred detail on the left sidebar, and the memorial will be displayed in an expanded window.

## **What if my Life Chronicle submission is declined?**

If your Life Chronicle submission is declined, you will receive an email explaining the reason for the decline. The email will provide guidance on how to address the issue and resubmit the memorial for review. Common reasons for decline include inappropriate content, the use of offensive language, or non-compliance with specific guidelines established by the Warrnambool Cemetery Trustees.

## **When will the online memorial be published?**

After you submit your Life Chronicle, the cemetery administration will review and approve it within five days. If the review process takes longer than seven days, the memorial will be automatically published to ensure timely access for visitors and loved ones.

## **What is the cost of Life Chronicle?**

To submit a Life Chronicle, there is a fee of **AUD 65 or USD 49**. For each Life Chronicle payment, Chronicle will pay 40% back to Warrnambool Cemeteries for further enhancement to the grounds. By paying this fee, you are ensuring that their memorial is well-preserved and accessible for years to come.